

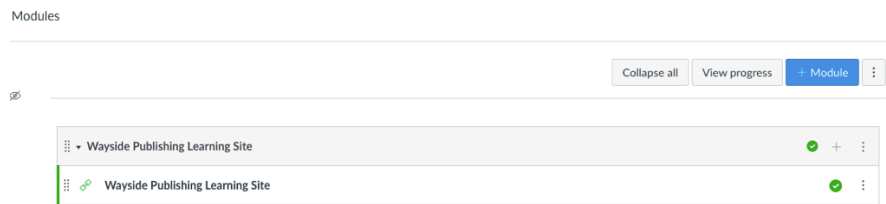


Wayside Publishing® Learning Site® and Canvas: *Which Integration Do I Have?*

Canvas LTI Edu App (LTI)

You or a Canvas administrator with your school/district followed these directions to add the Wayside Publishing® Learning Site® LTI Edu App to your Canvas course(s): [Click here](#)

The Wayside Publishing® Learning Site® LTI Edu App was then added to a module that either opens the Wayside Publishing® Learning Site® in a new tab or embeds within the module.



Sample image: Wayside Publishing® Learning Site® LTI Edu App Link Added to Module

You and your students select the Wayside Publishing® Learning Site® LTI Edu App (link) to access the Wayside Publishing® Learning Site® and its contents and resources.

> [Modules](#) > [Wayside Publishing Learning Site \(new tab\)](#) > Wayside Publishing Learning Site

This tool needs to be loaded in a new browser window

[Load Wayside Publishing Learning Site in a new window](#)

Sample image: Wayside Publishing® Learning Site® LTI Edu App to Open in New Tab/Window



Sample image: Embedded Wayside Publishing® Learning Site® LTI Edu App



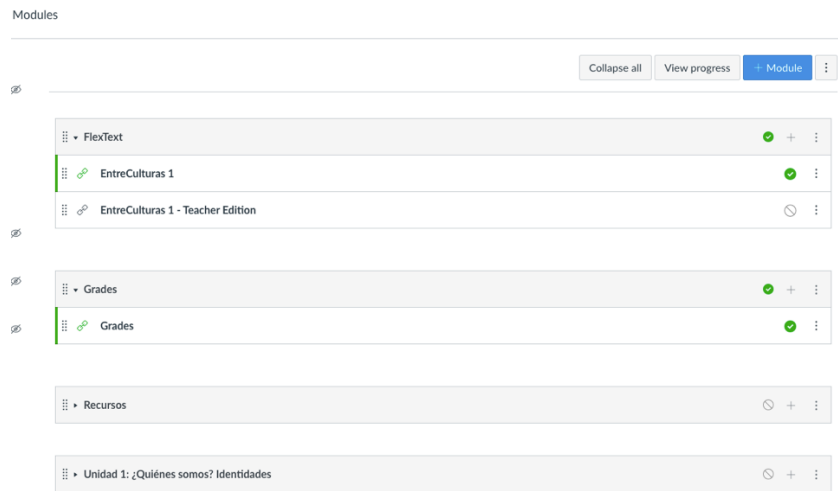
Wayside Publishing® Learning Site® and Canvas: *Which Integration Do I Have?*

Canvas Thin Common Cartridge (TCC)

You or a Canvas administrator with your school/district followed these directions to import an .IMSCC file containing Wayside Publishing® Learning Site® content and resources into to your Canvas course(s):

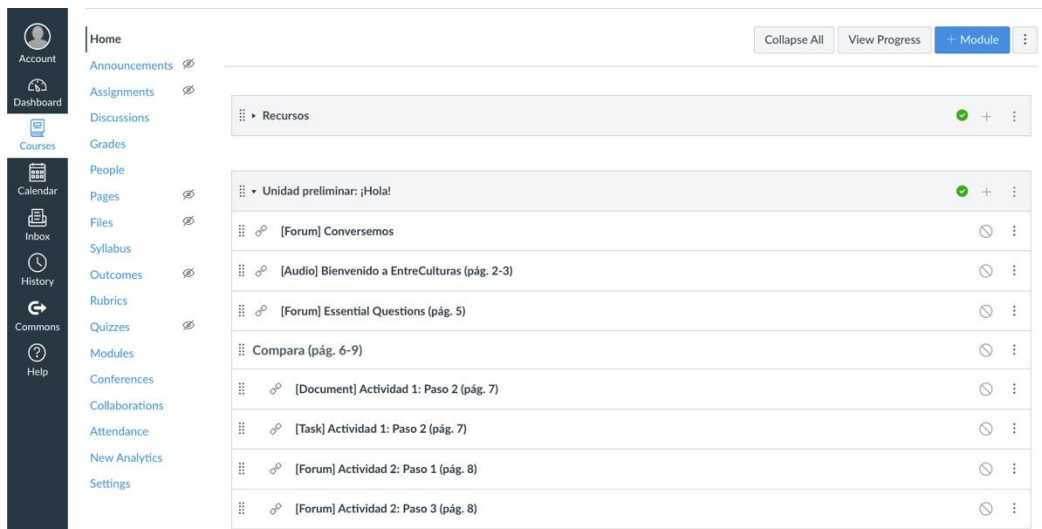
[Click here](#)

Once imported, your course was populated with modules containing links to Wayside Publishing® Learning Site® content and resources.



Sample image: Wayside Publishing® Learning Site® TCC .IMSCC File Import

You and your students use the imported links to access the Wayside Publishing® Learning Site® content and resources.



Sample image: Wayside Publishing® Learning Site® TCC Links to Content and Resources